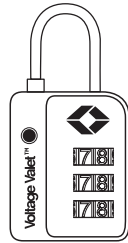


TSA SEARCH INDICATOR COMBINATION LOCK



Model 2TL31

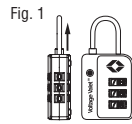


Fig. 1

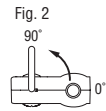


Fig. 2

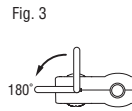


Fig. 3

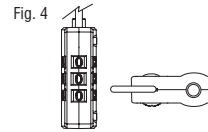


Fig. 4

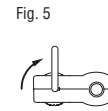


Fig. 5

Combination Lock Instructions:

The Voltage Valet 3-Dial Combination Lock comes preset at the factory to unlock at 0-0-0. To set your own combination:

Fig. 1: Leave dials at the opening combination, 0-0-0, positioned in the three side windows and pull up the shackle.

Fig. 2: Turn the shackle 90° to align it with the notch at the 90° position of the lock body.

Fig. 3: Press the shackle all the way down and turn it another 90°.

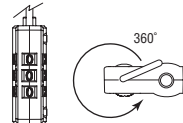
Fig. 4: With the shackle in the 180° position, set the dials in the three side windows to your desired combination.

Fig. 5: Turn the shackle back to the 90° notch, pull the shackle up and return it to the original position. Your lock will now open to your personal combination. Write your combination down. Your lock is now ready to use.

TSA Search Indicator →



Fig. 6



TSA Search Indicator

The TSA Search Indicator is set to Green at the factory. It will automatically turn from Green to Red if the lock is opened by the TSA with their Travel Sentry™ secured tools. If your lock indicator is Red when you receive your luggage, immediately inspect your bags for the **TSA Notification of Baggage Inspection**. If none is found, take your bag to your airline's baggage claim office to determine if anything is missing or if anything has been added to your luggage.

To reset the TSA Search Indicator

Fig. 6: Turn the dials to your opening combination. Pull up the shackle. Rotate the shackle 360° counterclockwise until you hear a "click".

One Year Warranty

We guarantee each new Combination Lock to be free from defects in material or workmanship and to perform under normal use and service. This guarantee shall run for a period of one year from the date of purchase, and obligations under this guarantee are limited to remedying any defect or replacing any defective part and shall be effective only if the defective unit is returned to us within 12 months after purchase. Damage due to abuse, misuse, or overloading is not covered by this guarantee. We shall not be responsible for any other loss or damage that may arise through the use by a purchaser or others of this device, and the purchaser assumes such responsibility and will hold

Hybrinetics, Inc. harmless in respect to all such loss or damage.

Important: This is a factory direct warranty. Do not return defectives to your retailer. All defectives must be returned to the factory accompanied by a sales receipt with the original date of purchase. For more information please call our toll free number: (800) 247-6900.

Voltage Valet Division, Hybrinetics, Inc.
225 Sutton Place, Santa Rosa, CA 95407
© 2004 Hybrinetics, Inc.